

A-dec® 400

Chair and Options

CONNECT TO  
WHAT'S NEXT

A-dec+ | A-dec 300 Pro

a dec®

# Contemporary luxury and proven reliability, together in one.

The A-dec<sup>®</sup> 400 chair marries form and function to benefit both you and your patients—with a distinctive design, optimal patient comfort, and uninhibited dental team access.

Thoughtfully designed and engineered with legendary attention to detail, the A-dec 400 chair delivers reliable performance at a beautiful price. Day after day. Year after year.





Optional lever release headrest shown



# PURE COMFORT

## Bring more relaxation to the treatment room.

Patient comfort is essential to reducing anxiety. The A-dec 400 chair helps put your patients at ease, with pressure-mapped surfaces for support and smooth, quiet positioning for peace of mind.

### **VIRTUAL PIVOT**

Synchronises movement of the chair with the patient's anatomy and movements.

### **TWO-POSITION ARMRESTS**

Provide comfortable arm and elbow support with a robust, weight-bearing design for easy entry and exit.

### **TOEBOARD TILT DESIGN**

Supports the patient's lower legs to create a gentle cradling effect.

### **DUAL-ARTICULATING GLIDING HEADREST**

Adjusts easily for optimal patient positioning.

### **RICH UPHOLSTERY**

Includes sleek formed and luxurious sewn styles, in a wide range of designer colours.









---

# HEALTHY POSITIONING

## Enjoy long-lasting comfort with less pain and fatigue.

The key to daily productivity—and a long career—is being comfortable while you work. The A-dec 400 chair is designed to keep your movements fluid and your posture in healthy alignment. See why the smart ergonomics of the A-dec 400 are a smart investment in yourself.

### **ULTRA-THIN BACKREST**

The slim, flexible profile allows you to tuck your knees under the chair and work in a healthy, natural position: legs under the patient, elbows at your side.

### **LOW BASE-DOWN POINT**

Whatever your height, the A-dec 400 chair adjusts for perfect positioning. Roll in close to the patient, and enjoy excellent access to the oral cavity.

### **MINIMAL DISTRACTIONS**

A-dec delivery systems position handpieces and ancillaries right at your fingertips—eliminating unnecessary motion to help you stay focused.

---

# THOUGHTFUL DESIGN

## Little details make a big difference.

Every A-dec product is designed to help you work more easily and efficiently, while supporting a safe practice. We control even the smallest details of the manufacturing process, to ensure years of hassle-free reliability and consistent performance—so you can always practice with confidence.

### **BUILT-IN INFECTION CONTROL**

At the heart of the delivery system is a control block designed for patient health and trouble-free performance. Water circulates every time you activate a handpiece, minimizing trapped, stagnant water.

### **SELF-CONTAINED WATERLINE MAINTENANCE**

A-dec tubing is made with AlphaSan® to protect against odour, foul taste, and deterioration. The 2-liter bottle's internal pickup tube and quick-disconnect fitting make removal and replacement easy, while reducing the chance of cross-contamination.

### **VERSATILE POSITIONING**

Our Radius® configuration accommodates both left- and right-handed doctors, with deliveries and support modules that rotate quickly and easily around the chair. Delivery systems can mount from the front of the chair, from the side or rear cabinetry, or the wall.







---

# PERFECTLY PARTNERED

## Add the A-dec 300 Pro delivery to futureproof your practice.

Accessible, flexible, and evolved, the A-dec 300 Pro delivery partners seamlessly with your A-dec 400 chair. Enjoy powerful performance today, with the freedom to upgrade in the future. Adding the A-dec+ Gateway opens even more possibilities, by connecting you to the A-dec+ updatable software platform. As technology evolves, you'll have the digital foundation in place to grow your A-dec equipment.

### **OPEN PLATFORM**

Easy to configure and customise now, and upgrade in the future as your practice needs grow.

### **PIVOTING CONTROL HEAD**

Reduces hand strain and fatigue as you practice.

### **PUSH-BUTTON FLEXARM BRAKE**

Conveniently lock-in the delivery system position at the desired height.

### **RESPONSIVE CONTROL**

The intuitive Control Pad 5i shows just what you need to know in the moment, for streamlined control of your handpieces, integrated accessories, chair, and dental light.

### **CONNECT YOUR WAY**

The A-dec+ Gateway connects via Ethernet or Wi-Fi. Register on the mobile app to have software updates sent directly to you via the A-dec+ Gateway, then install them when it's convenient.

SEE HOW YOUR EQUIPMENT  
CAN GROW WITH YOU:



---

# A-DEC 400 OPTIONS

## **DELIVERY SYSTEMS**

Choose from seven ergonomic delivery options for your handpieces and accessories: A-dec 300 Pro Radius or support chair-mounted delivery (Traditional and Continental®); A-dec 300 Pro side delivery; or A-dec 500 cabinet-mounted 12 o'clock duo delivery.

## **DENTAL LIGHTS**

A-dec 300 and 500 LED dental lights offer balanced intensity and a uniform light pattern without unwanted shadows. Touchless on/off sensor combines with control pad and auto on-off chair presets for multiple light-activation options.

## **CHAIR-MOUNTED ASSISTANT'S INSTRUMENTATION**

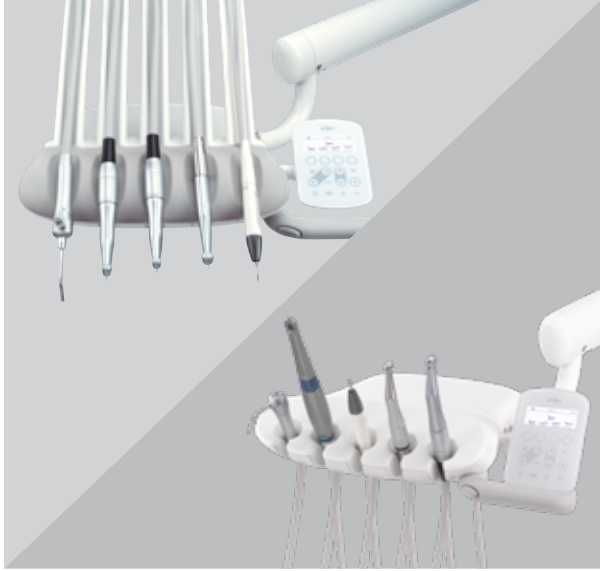
Radius design, available in short-arm and long-arm styles with integrated control pad. Choice of single 3- or 4-position holder, or dual 2-position holder.

## **MONITOR MOUNT**

Dual pivot arm includes pre-routed HDMI and power cables. Radius and support-side monitor mount swivels 430° and pivots up to 85° to accommodate viewing from the seated and supine positions.

## **CUSPIDOR**

Made of stain-resistant vitreous china. Rotates  $\pm 90^\circ$  for better patient access. The timed cup fill and bowl rinse functions are programmable on the control pad.



## FORMED COLOURS



*sky blue*



*indigo*



*sapphire*



*amethyst*



*lemongrass*



*paprika*



*hazelnut*



*tawny*



*driftwood*



*black*

## SEWN COLOURS



*sky*



*riviera*



*st. john*



*pacific*




*blueberry*



*diplomat blue*



*cyan*



*parrot*




*arugula*



*poseidon*




*lapis*



*plum*




*fuchsia*



*vivid punch*



*apricot*




*campfire*



*pecan*



*curry*



*salt*



*chamois*



*shore*



*papyrus*



*sable*




*cave*




*arctic*



*timberwolf*




*granite*



*charcoal*



*schooner*



*ebony*



**ORDER SAMPLES AND GET YOUR HANDS  
ON THE LATEST COLOURS.**  
ACTUAL COLOURS MAY VARY.

## A-DEC 411 DENTAL CHAIR

Range of lift height	13.75" to 31.5" (349mm to 800mm); Low point 14.75" (375mm) with dual mounting
Thin flexible backrest	1.25" (32mm)
Chair swivel	60° (30° each side of center)
Left/right convertible	Yes
Headrest	Dual-articulating and gliding
Power supply	Integrated 300-watt
Chair control	Control pad or foot switch
Drive system	Hybrid drive (electromechanical tilt, hydraulic base)
Upholstery options	Sewn or formed

## DELIVERY SYSTEMS

	<b>A-DEC 300 PRO CONTINENTAL®</b>	<b>A-DEC 300 PRO TRADITIONAL</b>	<b>A-DEC 500 12 O'CLOCK DUO</b>
Control block	Standard 3-position Standard 4-position w/CP5i Optional 4-position w/CP5	Standard 3-position Standard 4-position w/CP5i Optional 4-position w/CP5	4-position
Left/right conversion	Yes, when Radius mounted	Yes, when Radius mounted	Yes
Holder positions	Up to 5	5	5
Brake handle(s)	1 standard, 2nd optional	1 standard, 2nd optional	N/A
User interface options	CP5 or CP5i	CP5 or CP5i	Deluxe Plus touchpad
Quad-voltage intraoral light source	Optional	Optional	Standard
Foot control	Standard disc with wet/dry Optional chip blower or lever style w/CP5 Standard chip blower or lever style w/CP5i	Standard disc with wet/dry Optional chip blower or lever style w/CP5 Standard chip blower or lever style w/CP5i	Standard disc with wet/dry and chip blower Optional lever with chip blower
Arm system	Balanced flexarm with air brake A-dec 333pro - Radius mount A-dec 335pro - Support mount	Balanced flexarm with air brake A-dec 332pro - Radius mount A-dec 334pro - Support mount Manual height adjustment A-dec 336pro - Radius mount Balanced flexarm without air brake A-dec 342pro - Side mount	Manual height adjustment
Integrated saliva ejector	N/A	Optional on A-dec 336pro	Standard as part of assistant's instrumentation

# A-DEC: PEACE OF MIND YOU CAN TRUST.

Reliable. Well designed. Future-ready. Rest assured, your A-dec 400 chair and delivery are ready to work without fail—patient after patient, day after day, for years to come. Engineered with legendary A-dec quality and reliability, tested for 20 years of life, and backed with superior A-dec service and support—this is proven performance you can trust. So you can practice without distraction.



## More than a warranty. It's a commitment.

At A-dec, our focus is on making dentistry better—which includes superior customer service along with superior dental products. Your A-dec 400 equipment is backed by a five-year warranty, and a lifetime of customer support. We'll be here today, tomorrow, and well into the future. That's our commitment to you.

Any colors and products shown may vary and are subject to change without notice. Contact your authorized A-dec dealer for the most current product information. All trademarks in this document are subject to the trademark rights of A-dec, its affiliates, and their collective suppliers in the United States and foreign countries.

©2023 A-dec Inc. All rights reserved.

### A-dec Headquarters

2601 Crestview Drive  
Newberg, Oregon 97132 USA  
**P:** 1.800.547.1883 within USA/CAN  
**P:** +1.503.538.7478 outside USA/CAN  
**a-dec.com**

### Other Locations:

A-dec Nashville Experience Center  
A-dec Australia  
A-dec China  
A-dec United Kingdom

